

Owner: Randers Tegl A/S  
No.: MD-25027-EN\_rev1  
EPD tool: T24001  
Tool version: Version 3.0  
Issued: 2025-03-01  
Valid to: 2030-02-28  
Revision: 2025-12-02

3<sup>rd</sup> PARTY VERIFIED

**EPD**

VERIFIED ENVIRONMENTAL PRODUCT DECLARATION | ISO 14025 & EN 15804



**Owner of declaration**

Randers Tegl A/S  
Mineralvej 4, 9220 Aalborg Øst  
CVR: 20400234


**Issued:**

2025-03-01

**Valid to:**

2030-02-28

**Programme**

EPD Danmark  
www.epddanmark.dk



☐ Industry EPD

☒ Product EPD

☐ Project EPD

☒ Product-specific

☐ Average

☐ Worse-case

**Declared products:**

• RT720, RT730, RT915, RT916

Number of declared datasets/product variations: 4

**Production site:**

Gandrup (Teglværksvej 41, 9362 Gandrup)

**Use of Guarantees of Origin:**

☐ No certificates used

☒ Electricity covered by GoO

☒ Biogas covered by GoO

**Declared Unit (DU):**

1 ton of clay product with an expected average reference service life of 150 years.

**Year of production site data (A3)**

2024

**EPD Version:**

[2], 2025-12-02: Revision of biogenic carbon content

Declaration developed using Randers Tegl EPD tool, T24001 V. Version 3.0.  
Data collection, processing and registration done by: Kenneth Baade

Reviewed by:

☒ internal

☐ external

Reviewer (internal control):

  
Jakob Steenild, Randers Tegl A/S

**Basis of calculation**

This EPD is developed in accordance with the European standard EN 15804:2012+A2:2019.

**Comparability**

EPDs of construction products may not be comparable if they do not comply with the requirements in EN 15804:2012+A2:2019. EPD data may not be comparable if the datasets used are not developed in accordance with EN 15804:2012+A2:2019 and if the background systems are not based on the same database.

**Validity**

This EPD has been verified in accordance with ISO 14025:2010 and is valid for 5 years from the date of issue.

**Use**

The intended use of an EPD is to communicate scientifically based environmental information for construction products, for the purpose of assessing the environmental performance of buildings.

**EPD type**

☐ Cradle-to-gate with modules C1-C4 and D

☐ Cradle-to-gate with options, modules C1-C4 and D

☒ Cradle-to-grave and module D

☐ Cradle-to-gate

☐ Cradle-to-gate with options

CEN standard EN 15804:2012+A2:2019 serves as the core PCR

Independent verification of the tool on which declaration and data is based, according to EN ISO 14025:2010

☐ internal

☒ external

Third party verifier:



Mirko Miseljic, LCA Specialists



Martha Katrine Sørensen  
EPD Danmark

**Life cycle stages and modules (MND = module not declared)**

Product			Construction process		Use							End of life				Beyond the system boundary
Raw material supply	Transport	Manufacturing	Transport	Installation process	Use	Maintenance	Repair	Replacement	Refurbishment	Operational energy use	Operational water use	De-construction demolition	Transport	Waste processing	Disposal	Re-use, recovery and recycling potential
A1	A2	A3	A4	A5	B1	B2	B3	B4	B5	B6	B7	C1	C2	C3	C4	D
X	X	X	X	X	X	X	X	X	X	X	X	X	X	X	X	X

# Product Information

## Product Description:

The main product components are shown in the table below. Please refer to 'Additional Information' for a full overview of the material composition of each declared product.

Material	Weight-% of declared product
Clay	73.0% - 82.3%
Sand	16.3% - 20.7%
Chamotte	0.0% - 0.0%
Additives	1.4% - 6.3%

## Product Packaging:

The composition of the sales- and transport packaging of the product is shown in the table below.

Material	Weight-% of packaging
Pallet, re-used	97.2%
LDPE foil	2.7%
Paper	0.0%
PET strips	0.2%
PP sheet	0.0%
Foam PE	0.0%

## Product Use:

Bricks are used to construct walls, pillars, and partitions. Their durability and strength make them ideal for both structural and decorative purposes.

## Reference Service Life:

The reference service life (RSL) is declared to be a default period of 150 years as detailed in the Internal Guidance Document on TBE PCR for Clay Construction Products (2020), section 3, page 7.

## Representativity:

This declaration, including data collection and the modelled foreground system including results, represents the production of the declared product manufactured by Randers Tegl A/S at Gandrup (Teglværksvej 41, 9362 Gandrup) Product specific data are based on average values collected for the year, 2024.

Background data is based on the LCA database, ecoinvent 3.10, which was updated in 2023, and

complies with EN 15804:2012+A2:2019, section 6.3.8.2, by being less than 5 years old. Generally, the applied background datasets are of a reasonably high quality and were updated in 2022. Most datasets are geographically accurate for the given country or region representing activities in Denmark (DK), Germany (DE), France (FR) or Europe (RER) as a whole. Where data quality has been geographically inaccurate, adjustments to the datasets have been performed to ensure representability.

## Essential Characteristics (CE):

Bricks and tiles are covered by the harmonized technical specifications of following standards:

- **Bricks:** EN 771-1:2011+A1:2015
- **Tiles:** EN 1304:2013

The main technical specifications of the declared products are listed in the table below:

Properties	Value	Unit
Product weight	1777-3352	g/p
Product per 1 m <sup>2</sup>	53-63	p/m <sup>2</sup>
Area Density	112-211	kg/m <sup>2</sup>
Products per ton	298-563	p/ton
Conversion factor to 1 m <sup>2</sup>	0.1120-0.4517	-
Conversion factor to 1 p	0.00178-0.00717	-

Additional technical information and a declaration of performance (DOP) can be acquired on the website of the manufacturer:

- <https://www.randerstegl.com/>

## Hazardous Substances:

The declared product by Randers Tegl A/S does not contain substances listed on the "Candidate List of Substances of Very High Concern for authorisation"

(<http://echa.europa.eu/candidate-list-table>)

## Geographical Scope:

The geographical scope of this study is Denmark



Picture of product(s):



# LCA Background

## Declared Unit:

As prescribed by the *Internal Guidance Document on TBE PCR for Clay Construction Products* (2020), section 3, page 7, the declared unit (DU) is defined as:

- 1 ton of clay product with an expected average reference service life of 150 years

The LCI and LCIA results in this EPD relates to 1 ton of clay product with an additional converting factor to 1 .

## Product Category Rules (PCR):

This EPD is developed according to the core rules for the product category of construction products in EN 15804:2012+A2:2019, and the following complementary standard by Tiles & Brick Europe:

- [Internal Guidance Document on TBE PCR for Clay Construction Products \(2020\)](#)

## Energy Modelling Principles:

The declared product is manufactured (A3) using guarantees of origin (GOs) for 100% of electricity (Wind, unspecified) and 94% of natural gas consumption by biomethane-certificates. The following table lists the emission factors applied in the model:

Datasets	EF	Unit
Electricity GoO-mix, wind, DK, ref. year 2023	2.26E-02	kg CO <sub>2</sub> e/kWh
Natural gas mix, DK, ref. year 2023	6.94E-02	kg CO <sub>2</sub> e/MJ
Biomethane GoO-mix, DK, ref. year 2023	7.70E-03	kg CO <sub>2</sub> e/MJ

## Foreground system:

The production of the declared products by Randers Tegl A/S is modelled based on site-specific data for the year, 2024. Additionally mass balance for inputs and outputs have been checked and found to be acceptable.

In cases where geographical adjustments have been performed to the electricity mix of datasets pertaining to raw materials (A1), residual mixes have been applied. The remaining activities are covered by average supply mixes representing individual countries (e.g. DK and DE) or regions (e.g. EU) depending on the specific processes of the value chain

## Background system:

The database, ecoinvent 3.10 (published in 12-2023) is utilized for the background system. As a result, both upstream- and downstream activities are based on average supply mixes for the specific country or region depending on the given dataset.

## Allocation Principles:

Allocation has been performed in accordance with EN 15804:2012+A2:2019, section 6.4.3. In this respect, allocation is avoided to the extent possible by dividing unit processes into different sub-processes using site-specific measurements concerning energy consumption during firing and CaCO<sub>3</sub>-content of the declared product in a tunnel kiln, which has been subtracted from the annual consumption at each factory.

Residual energy at the site, which cannot be directly attributed to a given product and thus sub-divided, has been allocated by fired mass in order to reflect the underlying physical relationship of products during manufacturing (A3). As a general principle, the sum of allocated inputs and outputs of the system are equal to the annual consumption of a given site thereby preserving the energy balance and no inputs or outputs are double counted or omitted from the model.

## System Boundary:

This EPD is based on a cradle-to-grave scope, and covers the life cycle modules, A1-A3, A4-A5, B1-B7, C1-C4, and D, in which 100 weight-% has been accounted for.

The general rules for the exclusion of inputs and outputs follow the requirements specified in EN 15804:2012+A2:2019, section 6.3.6, where the total of neglected input flows per modules shall be a maximum of 5% of energy usage and mass as well as 1% of renewable and non-renewable primary energy usage and mass for unit processes.

In addition, particular care has been taken to include materials and flows known to have the potential to cause significant emissions into air, water, and soil related to the environmental indicators assessed in this study. In this respect, conservative assumptions in combination with

plausibility considerations and expert judgement has been exercised to demonstrate compliance with this criterion.

### **Product stage (A1-A3):**

The product stage (A1-A3) comprises the acquisition of all raw materials, energy consumption, and transport to the factory as well as packaging and waste processing up to the 'end-of-waste' state or final disposal. The LCA results are declared in aggregated form meaning that the sub-modules A1, A2, and A3 are declared as one – Module A1-A3.

The production process begins with the extraction and preparation of raw materials primarily consisting of clay. Materials are excavated from quarries and blended with various secondary additives to achieve the desired aesthetic and properties. The prepared clay mixture is shaped into the desired form and dried to remove excess moisture. Subsequently, the dried product is subjected to high temperature firing in kilns, which hardens the clay, making it durable and resistant to weather and external forces. Once the declared product passes quality control, it is packaged and prepared for distribution.

### **Construction Stage (A4-A5):**

The transportation between Randers Tegl A/S and the building site can generally be classified as batches through direct sales with an assumed average transportation distance of 50 km as listed in *Internal Guidance Document on TBE PCR for Clay Construction Products* (2020), section 5, page 18.

The construction stage includes the provision of all materials, products and energy, as well as waste processing up to the end-of-waste state or disposal of final residues during the construction process stage. For the installation, it is assumed that the majority of the process is done manually, with only a minimal to negligible requirement for electricity and water, as stated in the *Internal Guidance Document on TBE PCR for Clay Construction Products* (2020), section 5.2, page 13. Additionally, the module includes all impacts and aspects related to any losses during this construction process stage. A general loss of 3% mass is generally expected during the construction stage (A4-A5). The waste flow from the declared product is categorized as inert

waste, and it is transported to a landfill as construction waste.

### **Use stage (B1-B7):**

The use phase (B1-B7) relates to the product's usage throughout its lifespan in the construction project, encompassing both operation (including the release of substances), maintenance, repair, replacement, renovation, and operational energy and water consumption. As specified in EN 15804:2012+A2:2019, section 6.2.4, page 17, this includes the transportation of all materials, products, and related energy and water consumption, as well as the handling of waste or disposal of final residues.

As described in the *Internal Guidance Document on TBE PCR for Clay Construction Products* (2020), section 5.3, page 14, clay products do not generate environmental impacts during the use phase (B1-B7). Consequently, the environmental impact for these information modules (B1-B7) are reported as 0.00E+00 (previously MNR).

### **End of Life (C1-C4):**

Concerning the end-of-life stage (C1-C4), a range of national scenarios are used based on data from the Environmental Protection Agency (2022) and the *Internal Guidance Document on TBE PCR for Clay Construction Products* (2020). As prescribed by EN 15804:2012+A2:2019, section 6.3.9, all scenarios are realistic and representative of one of the most likely alternatives. The scenarios do not include processes or procedures that are not currently in use or have not proven to be practical.

Limited material flow and resource consumption is associated with the activities of deconstruction and demolition (C1). For this reason, it is specified in *Internal Guidance Document on TBE PCR for Clay Construction Products* (2020), section 5.4, page 14, that the environmental impacts attributed to the module are considered insignificant and, are therefore omitted from the life cycle assessment (LCA). As a general assumption, the generic end-of-life transport scenarios provided by the *Internal Guidance Document on TBE PCR for Clay Construction Products* (2020) are used. Data concerning the transport of construction and demolition waste from the construction site to the final destination

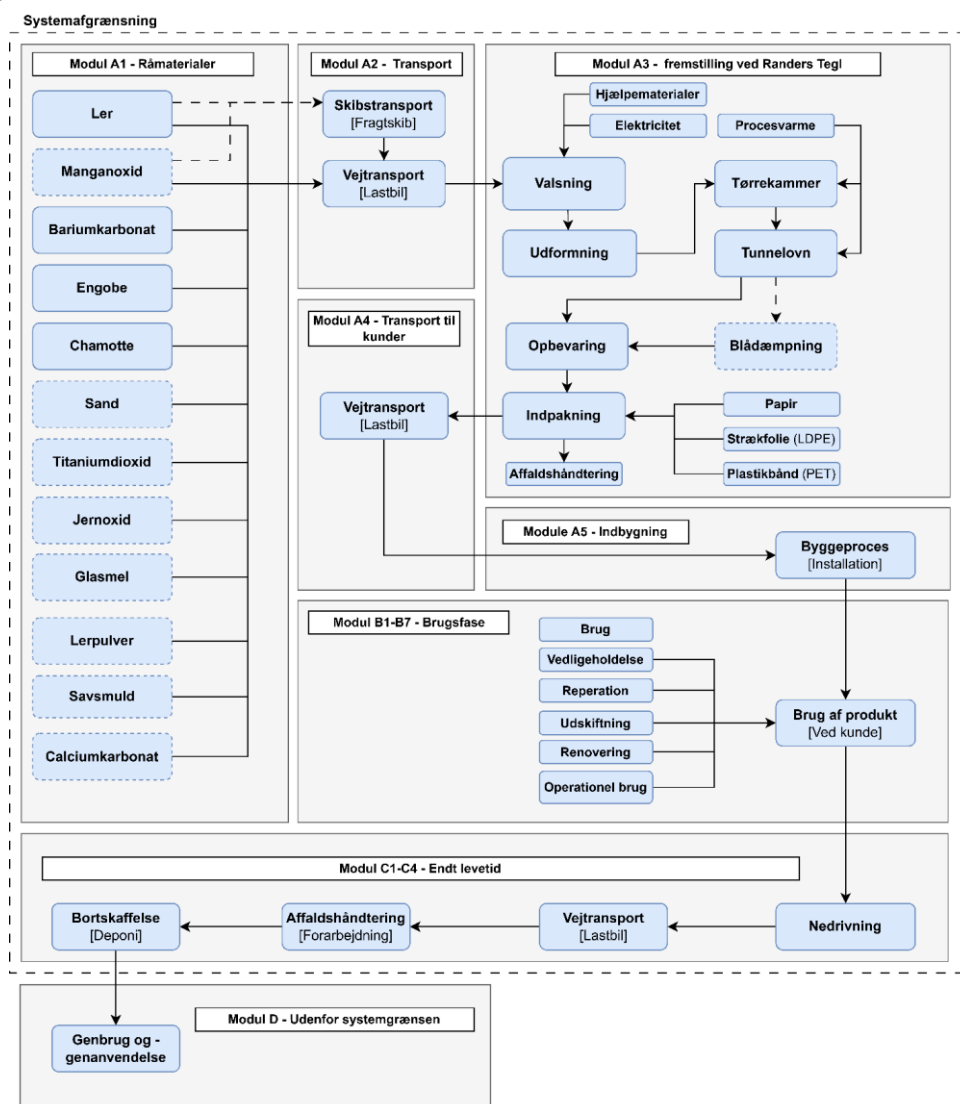
(C2) is based on a third-party verified report by ASRO (2008). As recommended by the *Internal Guidance Document on TBE PCR for Clay Construction Products* (2020), section 5.6, page 14, the life cycle inventory (LCI) for waste management (C3) is developed based on a comprehensive national scenario for Denmark. It is expected, that 99.0% of construction waste is recycled, while the remaining 1.0% is sent to a landfill (C4). The recycling of clay waste takes place through the crushing of the material to create recycled ballast – a material mixture of concrete, brick, and stone from construction and civil engineering projects.

### Re-use, recovery & recycling potential (D):

Module D includes the reuse, recovery and/or recycling potentials of the declared product, expressed as net impacts and benefits. This primarily pertains to the substitution of gravel from the recycling of crushed bricks and energy produced in from the incineration of packaging.

Electricity generated from the municipal incineration at the CHP plant is assumed to replace an average electricity mix in Denmark while thermal energy is set to displace an average district heating market in Denmark.

### Flow Chart:



# LCA Results for RT720

ENVIRONMENTAL IMPACTS PER TON OF RT720										
Parameter	Unit	A1-A3	A4	A5	B1-B7	C1	C2	C3	C4	D
GWP-total	[kg CO <sub>2</sub> eq.]	7.04E+01	5.28E+00	2.91E+01	0.00E+00	0.00E+00	7.60E+00	3.49E+00	5.72E-02	-5.03E+00
GWP-fossil	[kg CO <sub>2</sub> eq.]	8.48E+01	5.28E+00	2.63E+00	0.00E+00	0.00E+00	7.59E+00	3.49E+00	5.71E-02	-4.88E+00
GWP-biogenic	[kg CO <sub>2</sub> eq.]	-1.43E+01	2.74E-03	2.65E+01	0.00E+00	0.00E+00	5.06E-03	3.77E-04	1.44E-04	-1.48E-01
GWP-Juluc	[kg CO <sub>2</sub> eq.]	1.10E-02	1.88E-03	2.05E-04	0.00E+00	0.00E+00	2.49E-03	3.03E-04	9.16E-06	-6.78E-03
ODP	[kg CFC 11 eq.]	1.34E-06	1.10E-07	1.52E-08	0.00E+00	0.00E+00	1.51E-07	5.35E-08	2.12E-09	-6.73E-08
AP	[mol H <sup>+</sup> eq.]	3.61E-01	1.25E-02	2.84E-03	0.00E+00	0.00E+00	2.38E-02	3.15E-02	3.56E-04	-3.57E-02
EP-freshwater	[kg PO <sub>4</sub> eq.]	2.82E-03	3.71E-04	5.38E-05	0.00E+00	0.00E+00	5.06E-04	1.02E-04	2.59E-06	-1.62E-03
EP-marine	[kg N eq.]	9.88E-02	3.27E-03	1.12E-03	0.00E+00	0.00E+00	8.00E-03	1.46E-02	1.52E-04	-9.63E-03
EP-terrestrial	[mol N eq.]	6.85E-01	3.54E-02	1.20E-02	0.00E+00	0.00E+00	8.70E-02	1.60E-01	1.66E-03	-1.29E-01
POCP	[kg NMVOC eq.]	3.03E-01	2.17E-02	4.61E-03	0.00E+00	0.00E+00	3.72E-02	4.77E-02	6.71E-04	-3.27E-02
ADPm <sup>1</sup>	[kg Sb eq.]	1.52E-04	1.47E-05	1.58E-06	0.00E+00	0.00E+00	2.42E-05	1.22E-06	7.12E-08	-5.44E-05
ADPf <sup>1</sup>	[MJ]	3.44E+02	7.92E+01	1.06E+01	0.00E+00	0.00E+00	1.07E+02	4.57E+01	1.42E+00	-5.96E+01
WDP <sup>1</sup>	[m <sup>3</sup> ]	1.72E+01	4.85E-01	2.81E-01	0.00E+00	0.00E+00	5.94E-01	1.34E-01	6.92E-02	-1.57E+01
Caption	<p>GWP-total = Global Warming Potential - total; GWP-fossil = Global Warming Potential - fossil fuels; GWP-biogenic = Global Warming Potential - biogenic; GWP-Juluc = Global Warming Potential - land use and land use change; ODP = Ozone Depletion; AP = Acidification; EP-freshwater = Eutrophication – aquatic freshwater; EP-marine = Eutrophication – aquatic marine; EP-terrestrial = Eutrophication – terrestrial; POCP = Photochemical zone formation; ADPm = Abiotic Depletion Potential – minerals and metals; ADPf = Abiotic Depletion Potential – fossil fuels; WDP = water use</p> <p>The numbers are declared in scientific notation, fx 1,95E+02. This number can also be written as: 1,95*10<sup>2</sup> or 195, while 1,12E-11 is the same as 1,12*10<sup>-11</sup> or 0,0000000000112.</p>									
Disclaimer	<sup>1</sup> The results of this environmental indicator shall be used with care as the uncertainties on these results are high or as there is limited experienced with the indicator.									

ADDITIONAL ENVIRONMENTAL IMPACTS PER TON OF RT720										
Parameter	Unit	A1-A3	A4	A5	B1-B7	C1	C2	C3	C4	D
PM	[Disease incidence]	2.64E-06	5.15E-07	6.22E-08	0.00E+00	0.00E+00	5.96E-07	8.95E-07	8.99E-09	-6.33E-07
IRP <sup>2</sup>	[kBq U235 eq.]	6.44E-01	9.62E-02	2.02E-02	0.00E+00	0.00E+00	1.37E-01	2.05E-02	1.21E-03	-4.72E-01
ETP-fw <sup>1</sup>	[CTUe]	1.17E+02	1.88E+01	2.65E+00	0.00E+00	0.00E+00	2.86E+01	6.47E+00	1.45E-01	-4.33E+01
HTP-c <sup>1</sup>	[CTUh]	1.51E-07	3.38E-08	4.09E-09	0.00E+00	0.00E+00	5.29E-08	1.36E-08	2.41E-10	-8.81E-08
HTP-nc <sup>1</sup>	[CTUh]	3.72E+02	7.97E+01	1.24E+01	0.00E+00	0.00E+00	6.34E+01	3.20E+00	2.88E+00	-1.54E+02
SQP <sup>1</sup>	-	2.64E-06	5.15E-07	6.22E-08	0.00E+00	0.00E+00	5.96E-07	8.95E-07	8.99E-09	-6.33E-07
Caption	<p>PM = Particulate Matter emissions; IRP = Ionizing radiation – human health; ETP-fw = Eco toxicity – freshwater; HTP-c = Human toxicity – cancer effects; HTP-nc = Human toxicity – non cancer effects; SQP = Soil Quality (dimensionless)</p> <p>The numbers are declared in scientific notation, fx 1,95E+02. This number can also be written as: 1,95*10<sup>2</sup> or 195, while 1,12E-11 is the same as 1,12*10<sup>-11</sup> or 0,0000000000112.</p>									
Disclaimers	<sup>1</sup> The results of this environmental indicator shall be used with care as the uncertainties on these results are high or as there is limited experienced with the indicator.									
	<sup>2</sup> This impact category deals mainly with the eventual impact of low dose ionizing radiation on human health of the nuclear fuel cycle. It does not consider effects due to possible nuclear accidents, occupational exposure nor due to radioactive waste disposal in underground facilities. Potential ionizing radiation from the soil, from radon and from some construction materials is also not measured by this indicator.									



RESOURCE USE PER TON OF RT720										
Parameter	Unit	A1-A3	A4	A5	B1-B7	C1	C2	C3	C4	D
PERE	[MJ]	4.04E+02	1.26E+00	2.68E-01	0.00E+00	0.00E+00	1.81E+00	2.79E-01	2.91E-02	-3.51E+01
PERM	[MJ]	2.33E+02	0.00E+00	-2.32E+02	0.00E+00	0.00E+00	0.00E+00	0.00E+00	0.00E+00	0.00E+00
PERT	[MJ]	6.37E+02	1.26E+00	-2.31E+02	0.00E+00	0.00E+00	1.81E+00	2.79E-01	2.91E-02	-3.51E+01
PENRE	[MJ]	3.19E+02	7.92E+01	1.06E+01	0.00E+00	0.00E+00	1.07E+02	4.57E+01	1.42E+00	-5.96E+01
PENRM	[MJ]	2.54E+01	0.00E+00	-2.54E+01	0.00E+00	0.00E+00	0.00E+00	0.00E+00	0.00E+00	0.00E+00
PENRT	[MJ]	3.44E+02	7.92E+01	-1.48E+01	0.00E+00	0.00E+00	1.07E+02	4.57E+01	1.42E+00	-5.96E+01
SM	[kg]	1.66E+01	3.42E-02	4.37E-03	0.00E+00	0.00E+00	4.88E-02	1.90E-02	3.38E-04	-1.29E-01
RSF	[MJ]	7.22E+02	4.32E-04	6.05E-05	0.00E+00	0.00E+00	6.16E-04	4.96E-05	8.47E-06	-9.16E-04
NRSF	[MJ]	0.00E+00	0.00E+00	0.00E+00	0.00E+00	0.00E+00	0.00E+00	0.00E+00	0.00E+00	0.00E+00
FW	[m <sup>3</sup> ]	4.04E-01	1.19E-02	6.65E-03	0.00E+00	0.00E+00	1.46E-02	3.27E-03	1.62E-03	-3.69E-01
Caption	<p>PERE = Use of renewable primary energy excluding renewable primary energy resources used as raw materials; PERM = Use of renewable primary energy resources used as raw materials; PERT = Total use of renewable primary energy resources; PENRE = Use of non renewable primary energy excluding non renewable primary energy resources used as raw materials; PENRM = Use of non renewable primary energy resources used as raw materials; PENRT = Total use of non renewable primary energy resources; SM = Use of secondary material; RSF = Use of renewable secondary fuels; NRSF = Use of non renewable secondary fuels; FW = Net use of fresh water</p> <p>The numbers are declared in scientific notation, fx 1,95E+02. This number can also be written as: 1,95*10<sup>2</sup> or 195, while 1,12E-11 is the same as 1,12*10<sup>-11</sup> or 0,0000000000112.</p>									

WASTE CATEGORIES AND OUTPUT FLOWS PER TON OF RT720										
Parameter	Unit	A1-A3	A4	A5	B1-B7	C1	C2	C3	C4	D
HWD	[kg]	9.07E-01	1.15E-01	2.94E-02	0.00E+00	0.00E+00	1.53E-01	5.10E-02	1.08E-03	-4.84E-01
NHWD	[kg]	5.17E+01	2.31E+00	3.22E+01	0.00E+00	0.00E+00	3.24E+00	9.61E+02	9.73E+00	-9.60E+00
RWD	[kg]	1.58E-04	2.38E-05	5.05E-06	0.00E+00	0.00E+00	3.40E-05	5.01E-06	2.86E-07	-1.08E-04
CRU	[kg]	0.00E+00	0.00E+00	1.63E+01	0.00E+00	0.00E+00	0.00E+00	0.00E+00	0.00E+00	0.00E+00
MFR	[kg]	2.56E+01	6.01E-04	9.41E-01	0.00E+00	0.00E+00	8.00E-04	9.60E+02	5.37E-06	-5.82E-03
MER	[kg]	1.25E-01	3.46E-06	1.77E+00	0.00E+00	0.00E+00	6.75E-06	6.26E-07	2.12E-08	-8.25E-06
EEE	[MJ]	1.22E-01	1.19E-02	8.42E+00	0.00E+00	0.00E+00	1.81E-02	2.06E-03	1.59E-04	-2.19E-01
EET	[MJ]	1.03E-01	1.46E-02	3.16E+01	0.00E+00	0.00E+00	2.63E-02	1.09E-03	6.57E-05	-8.58E+00
Caption	<p>HWD = Hazardous waste disposed; NHWD = Non hazardous waste disposed; RWD = Radioactive waste disposed; CRU = Components for re-use; MFR = Materials for recycling; MER = Materials for energy recovery; EEE = Exported electrical energy; ETE = Exported thermal energy</p> <p>The numbers are declared in scientific notation, fx 1,95E+02. This number can also be written as: 1,95*10<sup>2</sup> or 195, while 1,12E-11 is the same as 1,12*10<sup>-11</sup> or 0,0000000000112.</p>									

BIOGENIC CARBON CONTENT PER TON OF RT720		
Parameter	Unit	At the factory gate
Biogenic carbon content in product	[kg C]	0.00E+00
Biogenic carbon content in accompanying packaging	[kg C]	7.22E+00
Note	1 kg biogenic carbon is equivalent to 44/12 kg of CO <sub>2</sub>	

# LCA Results for RT730

ENVIRONMENTAL IMPACTS PER TON OF RT730										
Parameter	Unit	A1-A3	A4	A5	B1-B7	C1	C2	C3	C4	D
GWP-total	[kg CO <sub>2</sub> eq.]	3.96E+01	5.31E+00	3.80E+01	0.00E+00	0.00E+00	7.60E+00	3.49E+00	5.72E-02	-5.12E+00
GWP-fossil	[kg CO <sub>2</sub> eq.]	6.60E+01	5.31E+00	2.65E+00	0.00E+00	0.00E+00	7.59E+00	3.49E+00	5.71E-02	-4.97E+00
GWP-biogenic	[kg CO <sub>2</sub> eq.]	-2.64E+01	2.76E-03	3.54E+01	0.00E+00	0.00E+00	5.06E-03	3.77E-04	1.44E-04	-1.53E-01
GWP-Juluc	[kg CO <sub>2</sub> eq.]	1.07E-02	1.89E-03	2.24E-04	0.00E+00	0.00E+00	2.49E-03	3.03E-04	9.16E-06	-7.07E-03
ODP	[kg CFC 11 eq.]	1.18E-06	1.11E-07	1.56E-08	0.00E+00	0.00E+00	1.51E-07	5.35E-08	2.12E-09	-6.98E-08
AP	[mol H <sup>+</sup> eq.]	3.48E-01	1.26E-02	2.96E-03	0.00E+00	0.00E+00	2.38E-02	3.15E-02	3.56E-04	-3.61E-02
EP-freshwater	[kg PO <sub>4</sub> eq.]	2.64E-03	3.74E-04	6.05E-05	0.00E+00	0.00E+00	5.06E-04	1.02E-04	2.59E-06	-1.66E-03
EP-marine	[kg N eq.]	9.67E-02	3.29E-03	1.17E-03	0.00E+00	0.00E+00	8.00E-03	1.46E-02	1.52E-04	-9.75E-03
EP-terrestrial	[mol N eq.]	6.38E-01	3.56E-02	1.25E-02	0.00E+00	0.00E+00	8.70E-02	1.60E-01	1.66E-03	-1.30E-01
POCP	[kg NMVOC eq.]	2.93E-01	2.18E-02	4.76E-03	0.00E+00	0.00E+00	3.72E-02	4.77E-02	6.71E-04	-3.31E-02
ADPm <sup>1</sup>	[kg Sb eq.]	1.46E-04	1.48E-05	1.64E-06	0.00E+00	0.00E+00	2.42E-05	1.22E-06	7.12E-08	-5.50E-05
ADPf <sup>1</sup>	[MJ]	2.99E+02	7.97E+01	1.09E+01	0.00E+00	0.00E+00	1.07E+02	4.57E+01	1.42E+00	-6.09E+01
WDP <sup>1</sup>	[m <sup>3</sup> ]	1.62E+01	4.88E-01	2.89E-01	0.00E+00	0.00E+00	5.94E-01	1.34E-01	6.92E-02	-1.58E+01
Caption	<p>GWP-total = Global Warming Potential - total; GWP-fossil = Global Warming Potential - fossil fuels; GWP-biogenic = Global Warming Potential - biogenic; GWP-Juluc = Global Warming Potential - land use and land use change; ODP = Ozone Depletion; AP = Acidification; EP-freshwater = Eutrophication – aquatic freshwater; EP-marine = Eutrophication – aquatic marine; EP-terrestrial = Eutrophication – terrestrial; POCP = Photochemical zone formation; ADPm = Abiotic Depletion Potential – minerals and metals; ADPf = Abiotic Depletion Potential – fossil fuels; WDP = water use</p> <p>The numbers are declared in scientific notation, fx 1,95E+02. This number can also be written as: 1,95*10<sup>2</sup> or 195, while 1,12E-11 is the same as 1,12*10<sup>-11</sup> or 0,0000000000112.</p>									
Disclaimer	<sup>1</sup> The results of this environmental indicator shall be used with care as the uncertainties on these results are high or as there is limited experienced with the indicator.									

ADDITIONAL ENVIRONMENTAL IMPACTS PER TON OF RT730										
Parameter	Unit	A1-A3	A4	A5	B1-B7	C1	C2	C3	C4	D
PM	[Disease incidence]	2.46E-06	5.18E-07	6.40E-08	0.00E+00	0.00E+00	5.96E-07	8.95E-07	8.99E-09	-6.37E-07
IRP <sup>2</sup>	[kBq U235 eq.]	6.23E-01	9.68E-02	2.35E-02	0.00E+00	0.00E+00	1.37E-01	2.05E-02	1.21E-03	-4.93E-01
ETP-fw <sup>1</sup>	[CTUe]	1.06E+02	1.89E+01	2.78E+00	0.00E+00	0.00E+00	2.86E+01	6.47E+00	1.45E-01	-4.36E+01
HTP-c <sup>1</sup>	[CTUh]	1.41E-07	3.40E-08	4.31E-09	0.00E+00	0.00E+00	5.29E-08	1.36E-08	2.41E-10	-8.84E-08
HTP-nc <sup>1</sup>	[CTUh]	4.33E+02	8.01E+01	1.25E+01	0.00E+00	0.00E+00	6.34E+01	3.20E+00	2.88E+00	-1.59E+02
SQP <sup>1</sup>	-	2.46E-06	5.18E-07	6.40E-08	0.00E+00	0.00E+00	5.96E-07	8.95E-07	8.99E-09	-6.37E-07
Caption	<p>PM = Particulate Matter emissions; IRP = Ionizing radiation – human health; ETP-fw = Eco toxicity – freshwater; HTP-c = Human toxicity – cancer effects; HTP-nc = Human toxicity – non cancer effects; SQP = Soil Quality (dimensionless)</p> <p>The numbers are declared in scientific notation, fx 1,95E+02. This number can also be written as: 1,95*10<sup>2</sup> or 195, while 1,12E-11 is the same as 1,12*10<sup>-11</sup> or 0,0000000000112.</p>									
Disclaimers	<p><sup>1</sup> The results of this environmental indicator shall be used with care as the uncertainties on these results are high or as there is limited experienced with the indicator.</p> <p><sup>2</sup> This impact category deals mainly with the eventual impact of low dose ionizing radiation on human health of the nuclear fuel cycle. It does not consider effects due to possible nuclear accidents, occupational exposure nor due to radioactive waste disposal in underground facilities. Potential ionizing radiation from the soil, from radon and from some construction materials is also not measured by this indicator.</p>									

RESOURCE USE PER TON OF RT730										
Parameter	Unit	A1-A3	A4	A5	B1-B7	C1	C2	C3	C4	D
PERE	[MJ]	4.53E+02	1.26E+00	2.97E-01	0.00E+00	0.00E+00	1.81E+00	2.79E-01	2.91E-02	-3.74E+01
PERM	[MJ]	3.11E+02	0.00E+00	-3.09E+02	0.00E+00	0.00E+00	0.00E+00	0.00E+00	0.00E+00	0.00E+00
PERT	[MJ]	7.63E+02	1.26E+00	-3.09E+02	0.00E+00	0.00E+00	1.81E+00	2.79E-01	2.91E-02	-3.74E+01
PENRE	[MJ]	2.74E+02	7.97E+01	1.09E+01	0.00E+00	0.00E+00	1.07E+02	4.57E+01	1.42E+00	-6.09E+01
PENRM	[MJ]	2.54E+01	0.00E+00	-2.54E+01	0.00E+00	0.00E+00	0.00E+00	0.00E+00	0.00E+00	0.00E+00
PENRT	[MJ]	2.99E+02	7.97E+01	-1.45E+01	0.00E+00	0.00E+00	1.07E+02	4.57E+01	1.42E+00	-6.09E+01
SM	[kg]	2.21E+01	3.44E-02	4.61E-03	0.00E+00	0.00E+00	4.88E-02	1.90E-02	3.38E-04	-1.29E-01
RSF	[MJ]	7.69E+02	4.34E-04	6.18E-05	0.00E+00	0.00E+00	6.16E-04	4.96E-05	8.47E-06	-9.19E-04
NRSF	[MJ]	0.00E+00	0.00E+00	0.00E+00	0.00E+00	0.00E+00	0.00E+00	0.00E+00	0.00E+00	0.00E+00
FW	[m <sup>3</sup> ]	3.81E-01	1.19E-02	6.84E-03	0.00E+00	0.00E+00	1.46E-02	3.27E-03	1.62E-03	-3.73E-01
Caption	<p>PERE = Use of renewable primary energy excluding renewable primary energy resources used as raw materials; PERM = Use of renewable primary energy resources used as raw materials; PERT = Total use of renewable primary energy resources; PENRE = Use of non renewable primary energy excluding non renewable primary energy resources used as raw materials; PENRM = Use of non renewable primary energy resources used as raw materials; PENRT = Total use of non renewable primary energy resources; SM = Use of secondary material; RSF = Use of renewable secondary fuels; NRSF = Use of non renewable secondary fuels; FW = Net use of fresh water</p> <p>The numbers are declared in scientific notation, fx 1,95E+02. This number can also be written as: 1,95*10<sup>2</sup> or 195, while 1,12E-11 is the same as 1,12*10<sup>-11</sup> or 0,0000000000112.</p>									

WASTE CATEGORIES AND OUTPUT FLOWS PER TON OF RT730										
Parameter	Unit	A1-A3	A4	A5	B1-B7	C1	C2	C3	C4	D
HWD	[kg]	8.38E-01	1.16E-01	3.17E-02	0.00E+00	0.00E+00	1.53E-01	5.10E-02	1.08E-03	-4.91E-01
NHWD	[kg]	5.06E+01	2.32E+00	3.26E+01	0.00E+00	0.00E+00	3.24E+00	9.61E+02	9.73E+00	-9.83E+00
RWD	[kg]	1.53E-04	2.39E-05	5.88E-06	0.00E+00	0.00E+00	3.40E-05	5.01E-06	2.86E-07	-1.13E-04
CRU	[kg]	0.00E+00	0.00E+00	2.18E+01	0.00E+00	0.00E+00	0.00E+00	0.00E+00	0.00E+00	0.00E+00
MFR	[kg]	2.56E+01	6.05E-04	1.26E+00	0.00E+00	0.00E+00	8.00E-04	9.60E+02	5.37E-06	-6.06E-03
MER	[kg]	1.25E-01	3.49E-06	2.14E+00	0.00E+00	0.00E+00	6.75E-06	6.26E-07	2.12E-08	-8.28E-06
EEE	[MJ]	1.16E-01	1.19E-02	9.45E+00	0.00E+00	0.00E+00	1.81E-02	2.06E-03	1.59E-04	-2.31E-01
ETE	[MJ]	9.94E-02	1.47E-02	3.54E+01	0.00E+00	0.00E+00	2.63E-02	1.09E-03	6.57E-05	-9.63E+00
Caption	<p>HWD = Hazardous waste disposed; NHWD = Non hazardous waste disposed; RWD = Radioactive waste disposed; CRU = Components for re-use; MFR = Materials for recycling; MER = Materials for energy recovery; EEE = Exported electrical energy; ETE = Exported thermal energy</p> <p>The numbers are declared in scientific notation, fx 1,95E+02. This number can also be written as: 1,95*10<sup>2</sup> or 195, while 1,12E-11 is the same as 1,12*10<sup>-11</sup> or 0,0000000000112.</p>									

BIOGENIC CARBON CONTENT PER TON OF RT730		
Parameter	Unit	At the factory gate
Biogenic carbon content in product	[kg C]	0.00E+00
Biogenic carbon content in accompanying packaging	[kg C]	9.64E+00
Note	1 kg biogenic carbon is equivalent to 44/12 kg of CO <sub>2</sub>	

# LCA Results for RT915

ENVIRONMENTAL IMPACTS PER TON OF RT915										
Parameter	Unit	A1-A3	A4	A5	B1-B7	C1	C2	C3	C4	D
GWP-total	[kg CO <sub>2</sub> eq.]	1.49E+01	5.30E+00	3.39E+01	0.00E+00	0.00E+00	7.60E+00	3.49E+00	5.72E-02	-5.08E+00
GWP-fossil	[kg CO <sub>2</sub> eq.]	3.36E+01	5.29E+00	2.64E+00	0.00E+00	0.00E+00	7.59E+00	3.49E+00	5.71E-02	-4.93E+00
GWP-biogenic	[kg CO <sub>2</sub> eq.]	-1.86E+01	2.75E-03	3.13E+01	0.00E+00	0.00E+00	5.06E-03	3.77E-04	1.44E-04	-1.51E-01
GWP-Juluc	[kg CO <sub>2</sub> eq.]	1.28E-02	1.88E-03	2.16E-04	0.00E+00	0.00E+00	2.49E-03	3.03E-04	9.16E-06	-6.94E-03
ODP	[kg CFC 11 eq.]	1.43E-06	1.10E-07	1.54E-08	0.00E+00	0.00E+00	1.51E-07	5.35E-08	2.12E-09	-6.87E-08
AP	[mol H <sup>+</sup> eq.]	3.69E-01	1.25E-02	2.91E-03	0.00E+00	0.00E+00	2.38E-02	3.15E-02	3.56E-04	-3.59E-02
EP-freshwater	[kg PO <sub>4</sub> eq.]	3.10E-03	3.73E-04	5.74E-05	0.00E+00	0.00E+00	5.06E-04	1.02E-04	2.59E-06	-1.64E-03
EP-marine	[kg N eq.]	1.01E-01	3.28E-03	1.15E-03	0.00E+00	0.00E+00	8.00E-03	1.46E-02	1.52E-04	-9.69E-03
EP-terrestrial	[mol N eq.]	7.07E-01	3.55E-02	1.23E-02	0.00E+00	0.00E+00	8.70E-02	1.60E-01	1.66E-03	-1.30E-01
POCP	[kg NMVOC eq.]	3.16E-01	2.17E-02	4.69E-03	0.00E+00	0.00E+00	3.72E-02	4.77E-02	6.71E-04	-3.29E-02
ADPm <sup>1</sup>	[kg Sb eq.]	1.63E-04	1.48E-05	1.61E-06	0.00E+00	0.00E+00	2.42E-05	1.22E-06	7.12E-08	-5.47E-05
ADPf <sup>1</sup>	[MJ]	4.00E+02	7.95E+01	1.08E+01	0.00E+00	0.00E+00	1.07E+02	4.57E+01	1.42E+00	-6.03E+01
WDP <sup>1</sup>	[m <sup>3</sup> ]	1.72E+01	4.87E-01	2.86E-01	0.00E+00	0.00E+00	5.94E-01	1.34E-01	6.92E-02	-1.58E+01
Caption	<p>GWP-total = Global Warming Potential - total; GWP-fossil = Global Warming Potential - fossil fuels; GWP-biogenic = Global Warming Potential - biogenic; GWP-Juluc = Global Warming Potential - land use and land use change; ODP = Ozone Depletion; AP = Acidification; EP-freshwater = Eutrophication – aquatic freshwater; EP-marine = Eutrophication – aquatic marine; EP-terrestrial = Eutrophication – terrestrial; POCP = Photochemical zone formation; ADPm = Abiotic Depletion Potential – minerals and metals; ADPf = Abiotic Depletion Potential – fossil fuels; WDP = water use</p> <p>The numbers are declared in scientific notation, fx 1,95E+02. This number can also be written as: 1,95*10<sup>2</sup> or 195, while 1,12E-11 is the same as 1,12*10<sup>-11</sup> or 0,0000000000112.</p>									
Disclaimer	<sup>1</sup> The results of this environmental indicator shall be used with care as the uncertainties on these results are high or as there is limited experienced with the indicator.									

ADDITIONAL ENVIRONMENTAL IMPACTS PER TON OF RT915										
Parameter	Unit	A1-A3	A4	A5	B1-B7	C1	C2	C3	C4	D
PM	[Disease incidence]	2.95E-06	5.16E-07	6.32E-08	0.00E+00	0.00E+00	5.96E-07	8.95E-07	8.99E-09	-6.35E-07
IRP3	[kBq U235 eq.]	7.13E-01	9.66E-02	2.20E-02	0.00E+00	0.00E+00	1.37E-01	2.05E-02	1.21E-03	-4.84E-01
ETP-fw <sup>1</sup>	[CTUe]	1.31E+02	1.88E+01	2.72E+00	0.00E+00	0.00E+00	2.86E+01	6.47E+00	1.45E-01	-4.35E+01
HTP-c <sup>1</sup>	[CTUh]	1.76E-07	3.39E-08	4.21E-09	0.00E+00	0.00E+00	5.29E-08	1.36E-08	2.41E-10	-8.83E-08
HTP-nc <sup>1</sup>	[CTUh]	4.69E+02	7.99E+01	1.24E+01	0.00E+00	0.00E+00	6.34E+01	3.20E+00	2.88E+00	-1.56E+02
SQP <sup>1</sup>	-	2.95E-06	5.16E-07	6.32E-08	0.00E+00	0.00E+00	5.96E-07	8.95E-07	8.99E-09	-6.35E-07
Caption	<p>PM = Particulate Matter emissions; IRP = Ionizing radiation – human health; ETP-fw = Eco toxicity – freshwater; HTP-c = Human toxicity – cancer effects; HTP-nc = Human toxicity – non cancer effects; SQP = Soil Quality (dimensionless)</p> <p>The numbers are declared in scientific notation, fx 1,95E+02. This number can also be written as: 1,95*10<sup>2</sup> or 195, while 1,12E-11 is the same as 1,12*10<sup>-11</sup> or 0,0000000000112.</p>									
Disclaimers	<p><sup>1</sup> The results of this environmental indicator shall be used with care as the uncertainties on these results are high or as there is limited experienced with the indicator.</p> <p><sup>2</sup> This impact category deals mainly with the eventual impact of low dose ionizing radiation on human health of the nuclear fuel cycle. It does not consider effects due to possible nuclear accidents, occupational exposure nor due to radioactive waste disposal in underground facilities. Potential ionizing radiation from the soil, from radon and from some construction materials is also not measured by this indicator.</p>									



RESOURCE USE PER TON OF RT915										
Parameter	Unit	A1-A3	A4	A5	B1-B7	C1	C2	C3	C4	D
PERE	[MJ]	4.34E+02	1.26E+00	2.83E-01	0.00E+00	0.00E+00	1.81E+00	2.79E-01	2.91E-02	-3.63E+01
PERM	[MJ]	2.75E+02	0.00E+00	-2.74E+02	0.00E+00	0.00E+00	0.00E+00	0.00E+00	0.00E+00	0.00E+00
PERT	[MJ]	7.09E+02	1.26E+00	-2.74E+02	0.00E+00	0.00E+00	1.81E+00	2.79E-01	2.91E-02	-3.63E+01
PENRE	[MJ]	3.75E+02	7.95E+01	1.08E+01	0.00E+00	0.00E+00	1.07E+02	4.57E+01	1.42E+00	-6.03E+01
PENRM	[MJ]	2.54E+01	0.00E+00	-2.54E+01	0.00E+00	0.00E+00	0.00E+00	0.00E+00	0.00E+00	0.00E+00
PENRT	[MJ]	4.00E+02	7.95E+01	-1.47E+01	0.00E+00	0.00E+00	1.07E+02	4.57E+01	1.42E+00	-6.03E+01
SM	[kg]	1.97E+01	3.44E-02	4.50E-03	0.00E+00	0.00E+00	4.88E-02	1.90E-02	3.38E-04	-1.29E-01
RSF	[MJ]	9.98E+02	4.33E-04	6.12E-05	0.00E+00	0.00E+00	6.16E-04	4.96E-05	8.47E-06	-9.18E-04
NRSF	[MJ]	0.00E+00	0.00E+00	0.00E+00	0.00E+00	0.00E+00	0.00E+00	0.00E+00	0.00E+00	0.00E+00
FW	[m <sup>3</sup> ]	4.05E-01	1.19E-02	6.75E-03	0.00E+00	0.00E+00	1.46E-02	3.27E-03	1.62E-03	-3.71E-01
Caption	<p>PERE = Use of renewable primary energy excluding renewable primary energy resources used as raw materials; PERM = Use of renewable primary energy resources used as raw materials; PERT = Total use of renewable primary energy resources; PENRE = Use of non renewable primary energy excluding non renewable primary energy resources used as raw materials; PENRM = Use of non renewable primary energy resources used as raw materials; PENRT = Total use of non renewable primary energy resources; SM = Use of secondary material; RSF = Use of renewable secondary fuels; NRSF = Use of non renewable secondary fuels; FW = Net use of fresh water</p> <p>The numbers are declared in scientific notation, fx 1,95E+02. This number can also be written as: 1,95*10<sup>2</sup> or 195, while 1,12E-11 is the same as 1,12*10<sup>-11</sup> or 0,0000000000112.</p>									

WASTE CATEGORIES AND OUTPUT FLOWS PER TON OF RT915										
Parameter	Unit	A1-A3	A4	A5	B1-B7	C1	C2	C3	C4	D
HWD	[kg]	9.93E-01	1.15E-01	3.07E-02	0.00E+00	0.00E+00	1.53E-01	5.10E-02	1.08E-03	-4.88E-01
NHWD	[kg]	5.34E+01	2.31E+00	3.24E+01	0.00E+00	0.00E+00	3.24E+00	9.61E+02	9.73E+00	-9.72E+00
RWD	[kg]	1.75E-04	2.39E-05	5.50E-06	0.00E+00	0.00E+00	3.40E-05	5.01E-06	2.86E-07	-1.11E-04
CRU	[kg]	0.00E+00	0.00E+00	1.93E+01	0.00E+00	0.00E+00	0.00E+00	0.00E+00	0.00E+00	0.00E+00
MFR	[kg]	2.56E+01	6.03E-04	1.11E+00	0.00E+00	0.00E+00	8.00E-04	9.60E+02	5.37E-06	-5.95E-03
MER	[kg]	1.25E-01	3.48E-06	1.97E+00	0.00E+00	0.00E+00	6.75E-06	6.26E-07	2.12E-08	-8.27E-06
EEE	[MJ]	1.27E-01	1.19E-02	8.98E+00	0.00E+00	0.00E+00	1.81E-02	2.06E-03	1.59E-04	-2.25E-01
ETE	[MJ]	1.15E-01	1.46E-02	3.37E+01	0.00E+00	0.00E+00	2.63E-02	1.09E-03	6.57E-05	-9.15E+00
Caption	<p>HWD = Hazardous waste disposed; NHWD = Non hazardous waste disposed; RWD = Radioactive waste disposed; CRU = Components for re-use; MFR = Materials for recycling; MER = Materials for energy recovery; EEE = Exported electrical energy; ETE = Exported thermal energy</p> <p>The numbers are declared in scientific notation, fx 1,95E+02. This number can also be written as: 1,95*10<sup>2</sup> or 195, while 1,12E-11 is the same as 1,12*10<sup>-11</sup> or 0,0000000000112.</p>									

BIOGENIC CARBON CONTENT PER TON OF RT915		
Parameter	Unit	At the factory gate
Biogenic carbon content in product	[kg C]	0.00E+00
Biogenic carbon content in accompanying packaging	[kg C]	8.54E+00
Note	1 kg biogenic carbon is equivalent to 44/12 kg of CO <sub>2</sub>	

# LCA Results for RT916

ENVIRONMENTAL IMPACTS PER TON OF RT916										
Parameter	Unit	A1-A3	A4	A5	B1-B7	C1	C2	C3	C4	D
GWP-total	[kg CO <sub>2</sub> eq.]	6.14E+01	5.33E+00	4.18E+01	0.00E+00	0.00E+00	7.60E+00	3.49E+00	5.72E-02	-5.16E+00
GWP-fossil	[kg CO <sub>2</sub> eq.]	8.78E+01	5.32E+00	2.66E+00	0.00E+00	0.00E+00	7.59E+00	3.49E+00	5.71E-02	-5.00E+00
GWP-biogenic	[kg CO <sub>2</sub> eq.]	-2.63E+01	2.76E-03	3.91E+01	0.00E+00	0.00E+00	5.06E-03	3.77E-04	1.44E-04	-1.55E-01
GWP-Juluc	[kg CO <sub>2</sub> eq.]	1.27E-02	1.89E-03	2.32E-04	0.00E+00	0.00E+00	2.49E-03	3.03E-04	9.16E-06	-7.19E-03
ODP	[kg CFC 11 eq.]	1.36E-06	1.11E-07	1.58E-08	0.00E+00	0.00E+00	1.51E-07	5.35E-08	2.12E-09	-7.09E-08
AP	[mol H <sup>+</sup> eq.]	3.71E-01	1.26E-02	3.01E-03	0.00E+00	0.00E+00	2.38E-02	3.15E-02	3.56E-04	-3.63E-02
EP-freshwater	[kg PO <sub>4</sub> eq.]	3.20E-03	3.75E-04	6.33E-05	0.00E+00	0.00E+00	5.06E-04	1.02E-04	2.59E-06	-1.68E-03
EP-marine	[kg N eq.]	1.01E-01	3.30E-03	1.19E-03	0.00E+00	0.00E+00	8.00E-03	1.46E-02	1.52E-04	-9.80E-03
EP-terrestrial	[mol N eq.]	7.11E-01	3.57E-02	1.27E-02	0.00E+00	0.00E+00	8.70E-02	1.60E-01	1.66E-03	-1.31E-01
POCP	[kg NMVOC eq.]	3.09E-01	2.18E-02	4.82E-03	0.00E+00	0.00E+00	3.72E-02	4.77E-02	6.71E-04	-3.32E-02
ADPm <sup>1</sup>	[kg Sb eq.]	1.69E-04	1.49E-05	1.67E-06	0.00E+00	0.00E+00	2.42E-05	1.22E-06	7.12E-08	-5.52E-05
ADPf <sup>1</sup>	[MJ]	3.56E+02	7.99E+01	1.10E+01	0.00E+00	0.00E+00	1.07E+02	4.57E+01	1.42E+00	-6.15E+01
WDP <sup>1</sup>	[m <sup>3</sup> ]	1.71E+01	4.89E-01	2.92E-01	0.00E+00	0.00E+00	5.94E-01	1.34E-01	6.92E-02	-1.59E+01
Caption	GWP-total = Global Warming Potential - total; GWP-fossil = Global Warming Potential - fossil fuels; GWP-biogenic = Global Warming Potential - biogenic; GWP-Juluc = Global Warming Potential - land use and land use change; ODP = Ozone Depletion; AP = Acidification; EP-freshwater = Eutrophication – aquatic freshwater; EP-marine = Eutrophication – aquatic marine; EP-terrestrial = Eutrophication – terrestrial; POCP = Photochemical zone formation; ADPm = Abiotic Depletion Potential – minerals and metals; ADPf = Abiotic Depletion Potential – fossil fuels; WDP = water use The numbers are declared in scientific notation, fx 1,95E+02. This number can also be written as: 1,95*10 <sup>2</sup> or 195, while 1,12E-11 is the same as 1,12*10 <sup>-11</sup> or 0,0000000000112.									
Disclaimer	<sup>1</sup> The results of this environmental indicator shall be used with care as the uncertainties on these results are high or as there is limited experienced with the indicator.									

ADDITIONAL ENVIRONMENTAL IMPACTS PER TON OF RT916										
Parameter	Unit	A1-A3	A4	A5	B1-B7	C1	C2	C3	C4	D
PM	[Disease incidence]	2.75E-06	5.19E-07	6.47E-08	0.00E+00	0.00E+00	5.96E-07	8.95E-07	8.99E-09	-6.39E-07
IRP4	[kBq U235 eq.]	7.00E-01	9.71E-02	2.48E-02	0.00E+00	0.00E+00	1.37E-01	2.05E-02	1.21E-03	-5.02E-01
ETP-fw <sup>1</sup>	[CTUe]	6.24E+02	1.89E+01	2.84E+00	0.00E+00	0.00E+00	2.86E+01	6.47E+00	1.45E-01	-4.38E+01
HTP-c <sup>1</sup>	[CTUh]	2.24E-07	3.41E-08	4.40E-09	0.00E+00	0.00E+00	5.29E-08	1.36E-08	2.41E-10	-8.85E-08
HTP-nc <sup>1</sup>	[CTUh]	4.70E+02	8.03E+01	1.25E+01	0.00E+00	0.00E+00	6.34E+01	3.20E+00	2.88E+00	-1.61E+02
SQP <sup>1</sup>	-	2.75E-06	5.19E-07	6.47E-08	0.00E+00	0.00E+00	5.96E-07	8.95E-07	8.99E-09	-6.39E-07
Caption	PM = Particulate Matter emissions; IRP = Ionizing radiation – human health; ETP-fw = Eco toxicity – freshwater; HTP-c = Human toxicity – cancer effects; HTP-nc = Human toxicity – non cancer effects; SQP = Soil Quality (dimensionless) The numbers are declared in scientific notation, fx 1,95E+02. This number can also be written as: 1,95*10 <sup>2</sup> or 195, while 1,12E-11 is the same as 1,12*10 <sup>-11</sup> or 0,0000000000112.									
Disclaimers	<sup>1</sup> The results of this environmental indicator shall be used with care as the uncertainties on these results are high or as there is limited experienced with the indicator. <sup>2</sup> This impact category deals mainly with the eventual impact of low dose ionizing radiation on human health of the nuclear fuel cycle. It does not consider effects due to possible nuclear accidents, occupational exposure nor due to radioactive waste disposal in underground facilities. Potential ionizing radiation from the soil, from radon and from some construction materials is also not measured by this indicator.									

RESOURCE USE PER TON OF RT916										
Parameter	Unit	A1-A3	A4	A5	B1-B7	C1	C2	C3	C4	D
PERE	[MJ]	4.80E+02	1.27E+00	3.09E-01	0.00E+00	0.00E+00	1.81E+00	2.79E-01	2.91E-02	-3.83E+01
PERM	[MJ]	3.44E+02	0.00E+00	-3.42E+02	0.00E+00	0.00E+00	0.00E+00	0.00E+00	0.00E+00	0.00E+00
PERT	[MJ]	8.24E+02	1.27E+00	-3.42E+02	0.00E+00	0.00E+00	1.81E+00	2.79E-01	2.91E-02	-3.83E+01
PENRE	[MJ]	3.30E+02	7.99E+01	1.10E+01	0.00E+00	0.00E+00	1.07E+02	4.57E+01	1.42E+00	-6.15E+01
PENRM	[MJ]	2.54E+01	0.00E+00	-2.54E+01	0.00E+00	0.00E+00	0.00E+00	0.00E+00	0.00E+00	0.00E+00
PENRT	[MJ]	3.56E+02	7.99E+01	-1.44E+01	0.00E+00	0.00E+00	1.07E+02	4.57E+01	1.42E+00	-6.15E+01
SM	[kg]	2.45E+01	3.45E-02	4.72E-03	0.00E+00	0.00E+00	4.88E-02	1.90E-02	3.38E-04	-1.30E-01
RSF	[MJ]	2.38E+02	4.35E-04	6.24E-05	0.00E+00	0.00E+00	6.16E-04	4.96E-05	8.47E-06	-9.20E-04
NRSF	[MJ]	0.00E+00	0.00E+00	0.00E+00	0.00E+00	0.00E+00	0.00E+00	0.00E+00	0.00E+00	0.00E+00
FW	[m <sup>3</sup> ]	4.03E-01	1.20E-02	6.92E-03	0.00E+00	0.00E+00	1.46E-02	3.27E-03	1.62E-03	-3.75E-01
Caption	<p>PERE = Use of renewable primary energy excluding renewable primary energy resources used as raw materials; PERM = Use of renewable primary energy resources used as raw materials; PERT = Total use of renewable primary energy resources; PENRE = Use of non renewable primary energy excluding non renewable primary energy resources used as raw materials; PENRM = Use of non renewable primary energy resources used as raw materials; PENRT = Total use of non renewable primary energy resources; SM = Use of secondary material; RSF = Use of renewable secondary fuels; NRSF = Use of non renewable secondary fuels; FW = Net use of fresh water</p> <p>The numbers are declared in scientific notation, fx 1,95E+02. This number can also be written as: 1,95*10<sup>2</sup> or 195, while 1,12E-11 is the same as 1,12*10<sup>-11</sup> or 0,0000000000112.</p>									

WASTE CATEGORIES AND OUTPUT FLOWS PER TON OF RT916										
Parameter	Unit	A1-A3	A4	A5	B1-B7	C1	C2	C3	C4	D
HWD	[kg]	1.01E+00	1.16E-01	3.27E-02	0.00E+00	0.00E+00	1.53E-01	5.10E-02	1.08E-03	-4.94E-01
NHWD	[kg]	5.36E+01	2.33E+00	3.28E+01	0.00E+00	0.00E+00	3.24E+00	9.61E+02	9.73E+00	-9.92E+00
RWD	[kg]	1.72E-04	2.40E-05	6.23E-06	0.00E+00	0.00E+00	3.40E-05	5.01E-06	2.86E-07	-1.15E-04
CRU	[kg]	0.00E+00	0.00E+00	2.41E+01	0.00E+00	0.00E+00	0.00E+00	0.00E+00	0.00E+00	0.00E+00
MFR	[kg]	2.56E+01	6.06E-04	1.39E+00	0.00E+00	0.00E+00	8.00E-04	9.60E+02	5.37E-06	-6.16E-03
MER	[kg]	1.25E-01	3.49E-06	2.29E+00	0.00E+00	0.00E+00	6.75E-06	6.26E-07	2.12E-08	-8.30E-06
EEE	[MJ]	1.33E-01	1.20E-02	9.88E+00	0.00E+00	0.00E+00	1.81E-02	2.06E-03	1.59E-04	-2.36E-01
ETE	[MJ]	1.09E-01	1.47E-02	3.71E+01	0.00E+00	0.00E+00	2.63E-02	1.09E-03	6.57E-05	-1.01E+01
Caption	<p>HWD = Hazardous waste disposed; NHWD = Non hazardous waste disposed; RWD = Radioactive waste disposed; CRU = Components for re-use; MFR = Materials for recycling; MER = Materials for energy recovery; EEE = Exported electrical energy; ETE = Exported thermal energy</p> <p>The numbers are declared in scientific notation, fx 1,95E+02. This number can also be written as: 1,95*10<sup>2</sup> or 195, while 1,12E-11 is the same as 1,12*10<sup>-11</sup> or 0,0000000000112.</p>									

BIOGENIC CARBON CONTENT PER TON OF RT916		
Parameter	Unit	At the factory gate
Biogenic carbon content in product	[kg C]	0.00E+00
Biogenic carbon content in accompanying packaging	[kg C]	1.07E+01
Note	1 kg biogenic carbon is equivalent to 44/12 kg of CO <sub>2</sub>	

# Additional Information

## Interpretation:

In summary, the firing process in the tunnel kiln (A3) is considered the main contributor to the environmental impact of most products by Randers Tegl A/S. It should, however, be recognized that for certain products, the extraction of raw materials (A1) has a significant contribution due to additives e.g. manganese oxide, titanium dioxide, and iron oxide. The global warming impact (GWP-fossil) notably stems from direct carbon dioxide (CO<sub>2</sub>) emissions as a result of lime splitting. Concerning global warming from biogenic sources (GWP-biogenic) and land use (GWP-luluc), it can be attributed to biomethane and product packaging. Ozone depletion (ODP) is mainly due to the extraction of natural gas for process heat, causing emissions of Halon 1211 and -1301. Acidification (AP) is primarily a result of direct sulfur dioxide (SO<sub>2</sub>) emissions from the tunnel kiln. Eutrophication (EP) impact varies, influenced by LPG consumption, nitrogen oxide (NO<sub>x</sub>) emissions, and materials like clay and manganese oxide. Photochemical ozone formation (POCP) likewise stems from nitrogen oxide (NO<sub>x</sub>) emissions from the tunnel kiln, natural gas fractionation to LPG, and clay extraction requiring diesel combustion. Depletion of abiotic resources (ADP) is connected to the consumption of natural gas, LPG, and clay, while water usage is associated with additive production (e.g., barium carbonate, manganese oxide) and process water at the factory.

## Technical Information On Scenarios:

### Transport to the building site (A4):

Scenario information	Unit	Value
Fuel type	-	Diesel
Vehicle type	-	Truck (16-32 ton)
EURO-classification	-	EURO6
Distance	[km]	50
Capacity utilisation (including empty runs)	[%]	26.32

### Installation of the product in the building (A5):

Scenario information	Unit	Value
Installation loss	[kg]	30.0
Packaging for waste treatment	[kg]	23.6
Direct emissions to air, soil, and water	[kg]	0

### Reference service life (RSL):

RSL information	Unit	Value
Reference service Life	[years]	150
Declared product properties	-	<a href="#">Technical specifications</a>
Assumed quality of work	-	<a href="#">Supplier guidelines</a>
Outdoor environment	-	<a href="#">Technical specifications</a>
Indoor environment	-	<a href="#">SBI 2009:1</a>
Usage conditions	-	<a href="#">Technical specifications</a>
Maintenance	-	<a href="#">Internal Guidance Document on TBE PCR for Clay Construction Products (2020)</a>

### End of life (C1-C4):

Processes	Unit	Value
Collected separately	[kg]	970.0
Collected with mixed waste	[kg]	-
For reuse	[kg]	-
For recycling	[kg]	960.3
For energy recovery	[kg]	-
For final disposal	[kg]	9.7
Assumptions for scenario development	-	<a href="#">Internal Guidance Document on TBE PCR for Clay Construction Products (2020)</a>



### Re-use, recovery and recycling potential (D)

Processes	Unit	Value
Recycled ballast (Road filling)	[kg]	960.3
Exported electrical energy	[kWh]	3.6
Exported thermal energy	[MJ]	41.4

### Indoor Air:

The EPD does not give information on release of dangerous substances to indoor air because the horizontal standards on the relevant measurements are not available. Read more in EN15804+A1 chapter 7.4.1.

### Soil & Water:

The EPD does not give information on release of dangerous substances to soil and water because the horizontal standards on the relevant measurements are not available. Read more in EN15804+A1 chapter 7.4.2.




### Material Composition – Product Specific:

Product	Unit	Clay	Sand	Chamotte (recycled)	Additives
RT720	[%]	77.37 %	18.64 %	0.00 %	3.98 %
RT730	[%]	75.27 %	19.91 %	0.00 %	4.83 %
RT915	[%]	72.97 %	20.74 %	0.00 %	6.29 %
RT916	[%]	82.34 %	16.29 %	0.00 %	1.36 %

### Essential Characteristics & Properties – Product Specific :

Product	Product Weight (g/p)	Product per 1 m <sup>2</sup>	Area Density (kg/m <sup>2</sup> )	Products per ton (p/ton)	Conversion Factor to 1 m <sup>2</sup>	Conversion Factor to 1 p	Reference EPD	Expiry Date
RT720 DK-17 MS-3H	3352	63	211	298	0.2112	0.00335	-	-
RT720 DK-NF MS-3H	2156	63	136	464	0.1359	0.00216	-	-
Falssten DK-27	2123	53	113	471	0.1125	0.00212	-	-
RT730 DK-NF MS-C	1792	63	113	558	0.4517	0.00717	-	-
RT730 DK-NF MS-M	2230	63	140	449	0.1405	0.00223	-	-
RT915 DK-NF BS	2220	63	140	450	0.1399	0.00222	-	-
RT916 DK-NF BS	1777	63	112	563	0.1120	0.00178	-	-

## References

<b>Publisher</b>		 <a href="http://www.epddanmark.dk">www.epddanmark.dk</a>
<b>Programme Operator</b>		 Danish Technological Institute Buildings & Environment Gregersensvej DK-2630 Taastrup <a href="http://www.teknologisk.dk">www.teknologisk.dk</a>
<b>LCA tool</b>	<b>LCA-report Author</b>	Asbjørn Uldbjerg Bundgaard ( <a href="mailto:ajbd@teknologisk.dk">ajbd@teknologisk.dk</a> ) Jesper Jakobsen ( <a href="mailto:jj@teknologisk.dk">jj@teknologisk.dk</a> )
	<b>Tool Developer</b>	 NIRAS A/S Østre Havnegade 12 DK-9000, Aalborg <a href="https://www.niras.dk/">https://www.niras.dk/</a>
	<b>LCA Software / Backgrounddata</b>	<i>SimaPro v. 10.2.0.2</i> ecoinvent 3.10, Cut-off EN15804 (published 12-2023)
	<b>3<sup>rd</sup> party verifier</b>	Mirko Miseljic LCA Specialists <a href="mailto:lcaspecialists@outlook.com">lcaspecialists@outlook.com</a>

### General Programme Instructions

Version 3.0

[www.epddanmark.dk](http://www.epddanmark.dk)

#### ISO 14025

DS/EN ISO 14025:2010 – "Environmental labels and declarations – Type III environmental declarations – Principles and procedures"

#### ISO 14040

DS/EN ISO 14040:2008 – "Environmental management – Life cycle assessment – Principles and framework"

#### ISO 14044

DS/EN ISO 14044:2008 – "Environmental management – Life cycle assessment – Requirements and guidelines"

#### EN 15804

DS/EN 15804 + A2:2019 - "Sustainability of construction works – Environmental product declarations – Core rules for the product category of construction products"

**EN 15942**

DS/EN 15942:2011 – “ Sustainability of construction works – Environmental product declarations – Communication format business-to-business”

**ASRO Third Party Report - Allacker, K. and De Troyer, F. 2008**

ArDuCoKlei-project: Levenscyclusanalyse (LCA) van “wieg-tot-graf” binnenwand en buitenwand

**ecoinvent 3.10**

<https://ecoinvent.org/>

**Tiles & Bricks Europe (2020)**

[Internal Guidance Document on TBE PCR for Clay Construction Products](#)

**T-PR-24001-DA (2025)**

Project report for Randers Tegl A/S EPD tool V3.0, October 2025